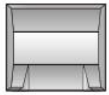
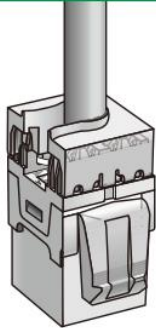


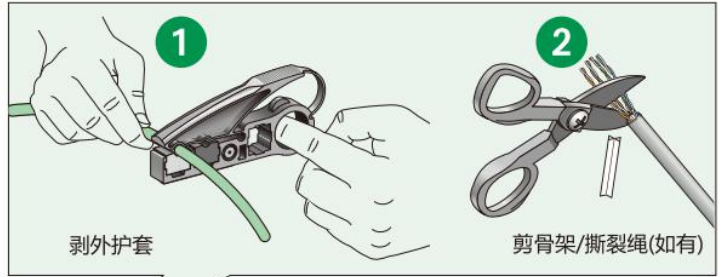
非屏蔽模块



防尘盖




1




剥外护套

剪骨架/撕裂绳(如有)



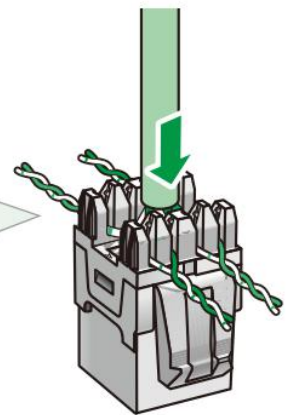
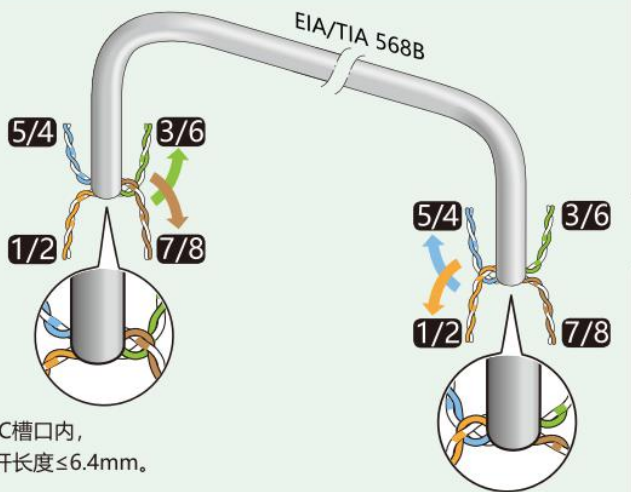
剥铜缆外护套时，须注意不能割伤线芯。

2

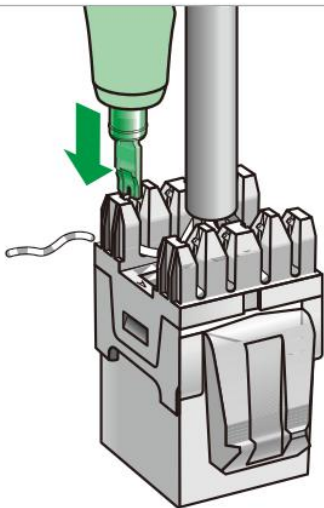


EIA/TIA 568A/B

芯线按照线位贴纸颜色卡入对应IDC槽口内，
每对线到IDC端子卡接处的绞距松开长度 $\leq 6.4\text{mm}$ 。

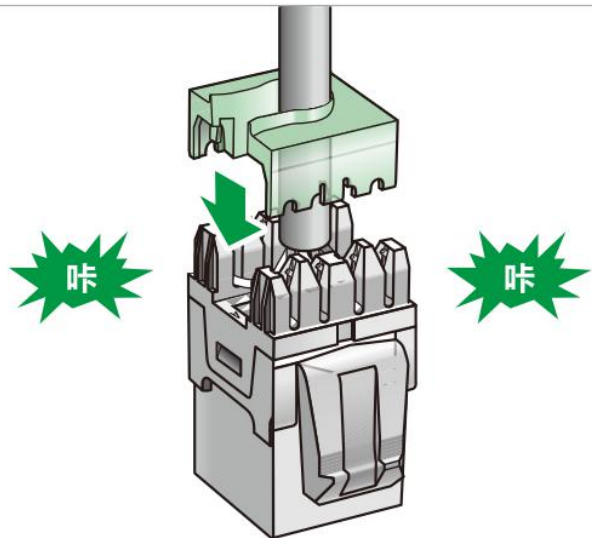


3



使用打线刀将线芯压入端子底部，减掉多余线头。
(打线时线材需压至IDC底部，线头需沿IDC边缘修剪平整)

4



盖上线夹盖，并压至底部，完成打线。

安装工具 (自备)



剪刀



剥线器



打线刀